



BANGCHAK CORPORATION PUBLIC COMPANY LIMITED

is a Thai energy company engaging in business alongside social and environmental stewardship.

Its core business is petroleum refining, producing high-standard products from domestic and international sources. With a capacity of 120,000 barrels per day,

Bangchak produces and distributes its products through more than 1,201 service stations nationwide. It has expanded its businesses to oil trading, green power energy, bio-based products, natural resources, and business development.

BANGCHAK CORPORATION PUBLIC COMPANY LIMITED

2098 M Tower Building, 8th Floor, Sukhumvit Road, Phra Khanong Tai, Phra Khanong, Bangkok 10260 Thailand.

Tel.: +66 2335 8518, +66 2335 4370

Email: ir@bangchak.co.th Website: www.bangchak.co.th

evolving
reenovation



BCP GROUP BUSINESS



REFINERY & TRADING



MARKETING



GREEN POWER PLANT



BIO-BASED PRODUCTS



NATURAL RESOURCES



MILESTONE



Disclaimer : The information contained herein is being furnished on a confidential basis for discussion purposes only and only for the use of the recipient, and may be subject to completion or amendment through the delivery of additional documentation. Except as otherwise provided herein, this document does not constitute an offer to sell or purchase any security or engage in any transaction. The information contained herein has been obtained from sources that The Bangchak Corporation Public Company Limited ("BCP") considers to be reliable; however, BCP makes no representation as to, and accepts no responsibility or liability for, the accuracy or completeness of the information contained herein. Any projections, valuations and statistical analyses contained herein have been provided to assist the recipient in the evaluation of the matters described herein; such projections, valuations and analyses may be based on subjective assessments and assumptions and may utilize one among alternative methodologies that produce differing results; accordingly, such projections, valuations and statistical analyses are not to be viewed as facts and should not be relied upon as an accurate representation of future events. The recipient should make an independent evaluation and judgment with respect to the matters contained herein.

FACT SHEET Q1/2020 Performance

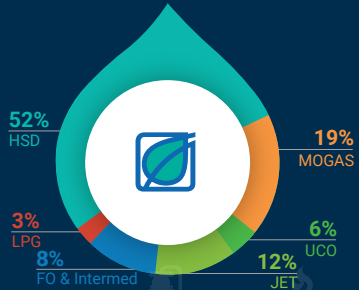
BANGCHAK CORPORATION PUBLIC COMPANY LIMITED

BUSINESS PERFORMANCE

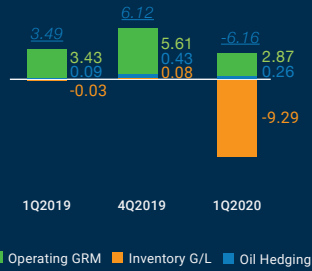
REFINERY BUSINESS

Nameplate Capacity : 120 KBD
Crude run : 104.5 KBD
Utilization rate : 87%
Crude sourcing : Sweet Crude

PRODUCT YIELD 1Q2020



REFINERY ACCOUNTING GRM (\$/BBL)



MARKETING BUSINESS GROUP



10%
Wholesales



12%
Export
Fuel oil & UCO

1Q2020 MARKETING SALE VOLUME

56%

Retail :
Service Station

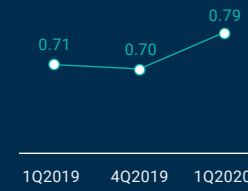
- 1,204 Service Stations
- 591 standard type
- 613 CO-OP type

22%

Industrial Market

Factories and Jobbers

NET MARKETING MARGIN (THB/LITRE)



BCP RETAIL MARKET SHARE



GREEN POWER PLANT

1Q2020 Electricity Sales of

Total **113 M.kWh**

- Thailand : 75 M.kWh
- Japan : 3 M.kWh
- Laos : 34 M.kWh

CAPACITY (MWPPA) :

SOLAR & WIND POWER

152 M.kWh
Thailand

WIND POWER
14 M.kWh
Philippines*

SOLAR POWER

14 M.kWh
Japan

GEOTHERMAL POWER
158 M.kWh
Indonesia*

HYDRO POWER

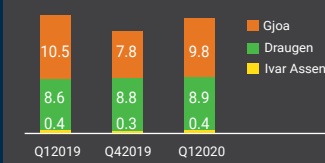
114 M.kWh
Laos

* BCPG's associates

NATURAL RESOURCES

E&P Business

Unit: Kboe/d



LITHIUM MINING

BCP hold **15.80%**

Lithium Americas (LAC) holds interests in Cauchari-Olaroz and Thacker Pass lithium projects

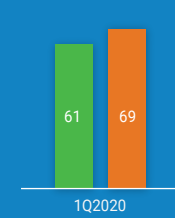


BIO-BASED PRODUCTS

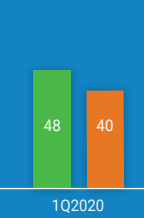
BCP holds **60%**

Unit: Million Litres

Biodiesel Business



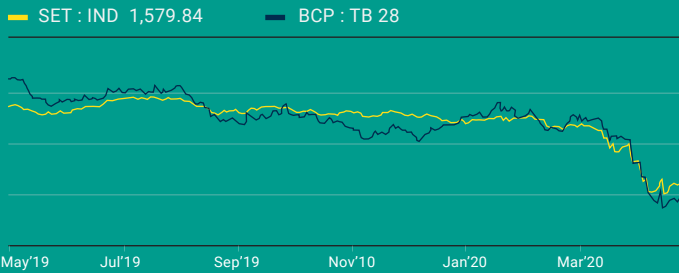
Ethanol Business



STOCK INFORMATION

As of 31 Mar 2020

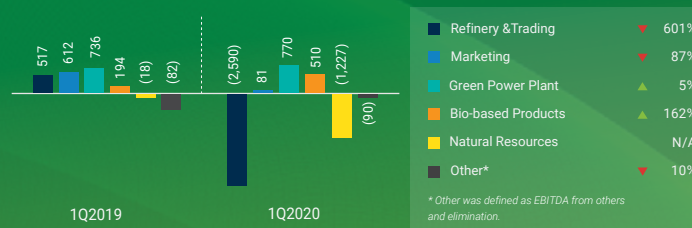
Share Price: 20.80 | 52 Week High/Low: 27.25 - 13.40 | Market cap (THB Million): 28,640.00 | Free Float (%): 60.55%
As of 07 Mar 2019



FINANCIAL PERFORMANCE

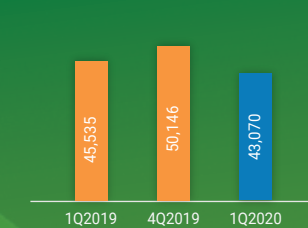
Accounting EBITDA Performance

Unit: THB Million



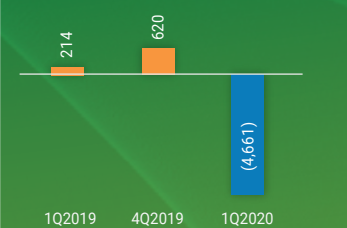
TOTAL REVENUE

Unit: THB Million



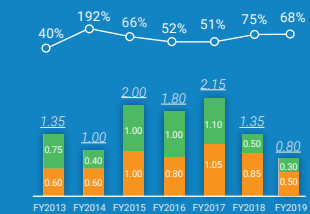
NET PROFIT

Unit: THB Million * Attributable to owners of the parent



DIVIDEND PAYMENT

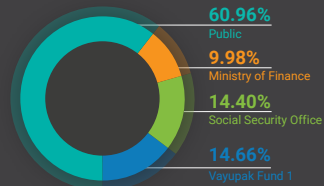
Unit THB per Share



EPS: 3.38, 0.52, 3.01, 3.47, 4.20, 1.79, 1.18

Dividend Payout: 1st Half, 2nd Half

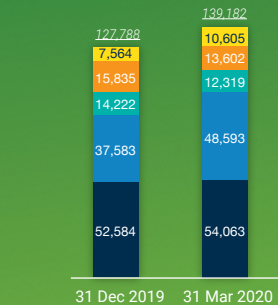
SHAREHOLDING STRUCTURE



As of 5 March 2020

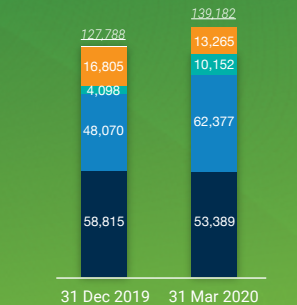
ASSETS

Unit: THB Million



LIABILITIES & EQUITY

Unit: THB Million



EARNING PER SHARE

Unit: THB / Share

1Q2019	4Q2019	1Q2020
0.16	0.38	(3.49)

NET IBD/EQUITY *

Unit: Times

1Q2019	4Q2019	1Q2020
0.80	0.69	1.01

CURRENT RATIO

Unit: Times

1Q2019	4Q2019	1Q2020
1.35	1.39	1.18

* Total equity attributable to owners of the parent

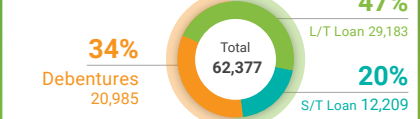
CREDIT RATING



A
Stable

INTEREST BEARING DEBT PORTION

Unit: THB Million



* including current portion of long-term loan & Debentures