



Bangchak Corporation Public Company Limited
 is a Thai energy company engaging in business alongside social and environmental stewardship.

Its core business - petroleum refining - spans procurement of crude oil from domestic and overseas sources and refining it into various standard products. With a current production capacity of 120,000 barrels per day, Bangchak distributes its refined products to over 1,000 retail stations around the country. It has also spread its wings to other businesses, including power production from solar energy (solar farm) – a green source of energy from nature, biomass energy, petroleum exploration and production, and innovation-oriented businesses. Bangchak's mission is to enhance energy security, while investing in new businesses to keep the organization moving forward and ensure sustainability.

Natural Resources



Refinery and Trading Business Group



Green-power Business

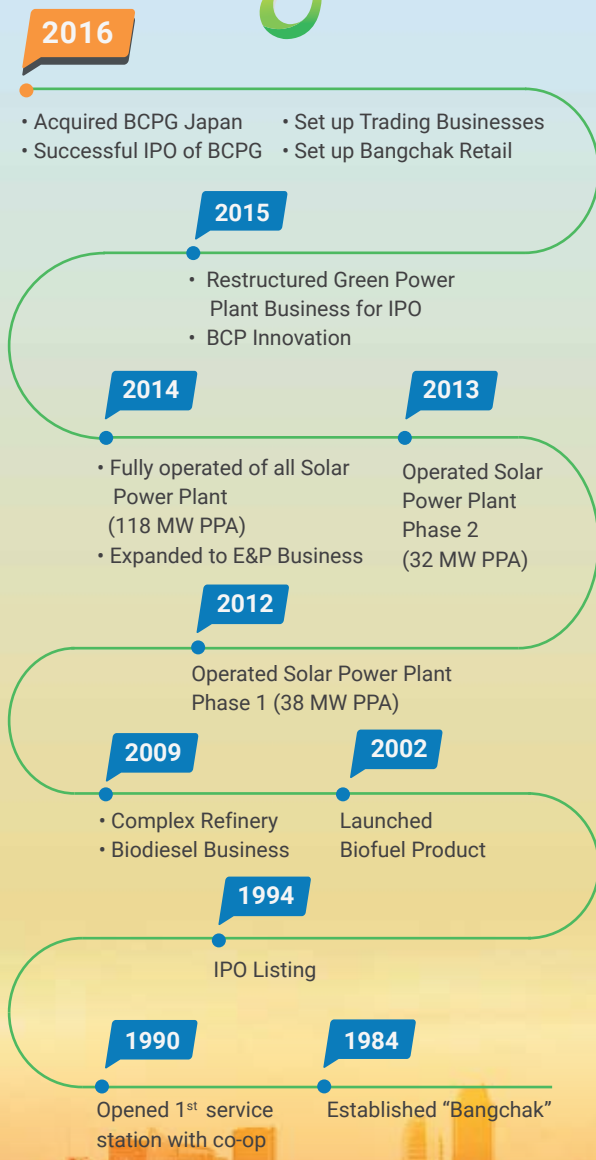
BCP Group Business



Bio-based Products Business



Marketing Business Group



FACT SHEET
 2Q2017 Performance

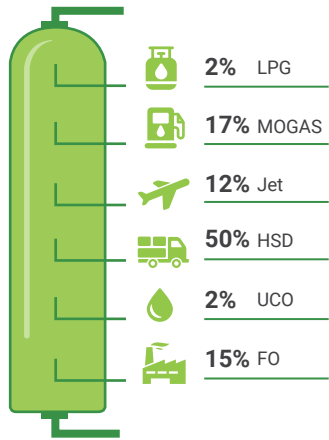
Disclaimer : The information contained herein is being furnished on a confidential basis for discussion purposes only and only for the use of the recipient, and may be subject to completion or amendment through the delivery of additional documentation. Except as otherwise provided herein, this document does not constitute an offer to sell or purchase any security or engage in any transaction. The information contained herein has been obtained from sources that The Bangchak Corporation Public Company Limited ("BCP") considers to be reliable; however, BCP makes no representation as to, and accepts no responsibility or liability for, the accuracy or completeness of the information contained herein. Any projections, valuations and statistical analyses contained herein have been provided to assist the recipient in the evaluation of the matters described herein; such projections, valuations and analyses may be based on subjective assessments and assumptions and may utilize one among alternative methodologies that produce differing results; accordingly, such projections, valuations and statistical analyses are not to be viewed as facts and should not be relied upon as an accurate representation of future events. The recipient should make an independent evaluation and judgment with respect to the matters contained herein.

BUSINESS PERFORMANCE

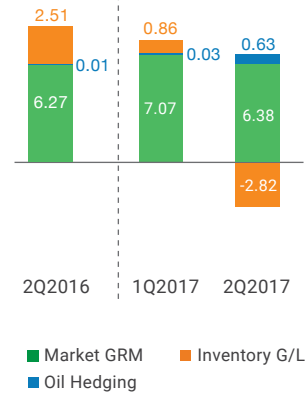
Refinery Business

Nameplate Capacity : 120 KBD Crude sourcing : Sweet Crude

Product Yield 2Q2017

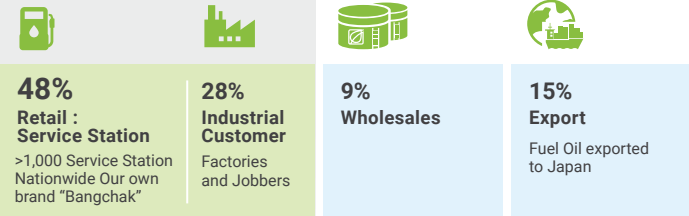


Refinery Accounting GRM (\$/BBL)



BCP Trading Channels

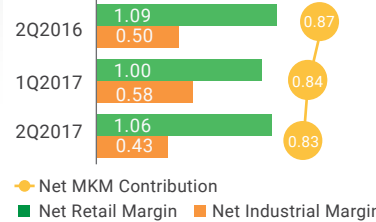
2Q2017 Marketing Sale Volume



BCP Retail Market Share

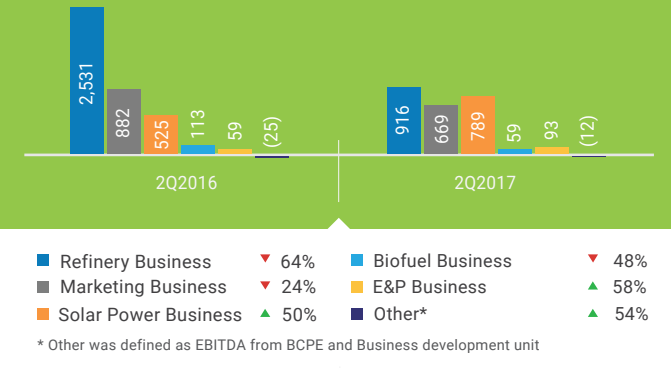


Net Marketing Margin (THB/Litre)



EBITDA Performance

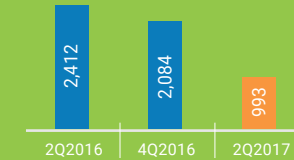
Unit: THB Million



Net Profit*

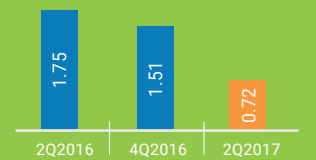
Unit: THB Million

* Attributable to owners of the company



Earning Per Share

Unit: THB per Share




Green Power Plant

2Q2017 Electricity Sales of Solar Power Plant Total 82.48 M.kWh

- Thailand 68.07 M.kWh
- Japan 14.41 M.kWh

Share of profit from investment in Wind 43 THB Million



Natural Resources



E&P

Nido Petroleum Limited is a South East Asian focused oil and gas exploration and production company, headquartered in Perth, Australia

Lithium Mining

BCP hold 16.1% Lithium Americas (LAC) is a Toronto Stock Exchange listed, which holds interests in the Cauchari-Olaroz lithium project in Argentina, and the Kings Valley lithium project in northwestern Nevada.



BIO-Based Products



Ethanol Business

Production Capacity : 550,000 litre/day
BBE 150,000 litre/day (BCP hold 85.00%)
Utilizations (2Q2017) : 61%
UBE 400,000 litre/day (BCP hold 21.28%)
Utilizations (2Q2017) : 86%

Biodiesel Business

Production Capacity : 810,000 litre/day (BCP hold 70%)
Utilizations (2Q2017) : 83%

Stock Information

As of 6 Mar 2017

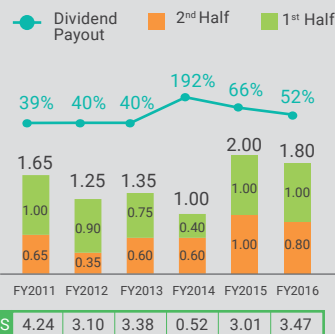
Share Price	52 Week High/Low	Market cap (THB Million)	Free Float (%)
33.50	28.25 - 37.00	49,913.46	59.89%

● SET : IND 1,567.19 ● BCP : TB 33.50 As of 30 Jun 2017



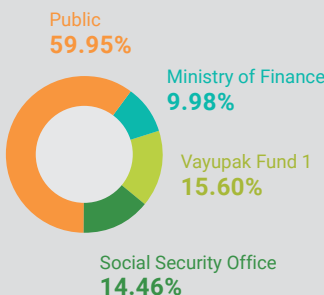
Dividend Payment

Unit THB per Share



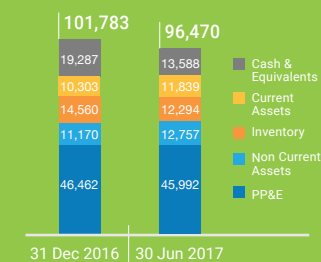
Shareholding Structure

As of 6 March 2017



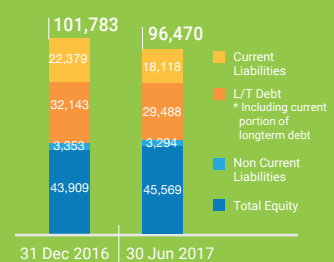
Assets

Unit: THB Million



Liabilities & Equity

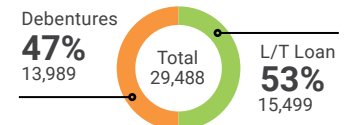
Unit: THB Million



A Stable

Long-Term Debt Portion

Unit: THB Million



Net IBD/Equity

Unit: Times



Current Ratio

Unit: Times

