



Bangchak Corporation Public Company Limited
is a Thai energy company engaging in business alongside social and environmental stewardship.

Its core business - petroleum refining - spans procurement of crude oil from domestic and overseas sources and refining it into various standard products. With a current production capacity of 120,000 barrels per day, Bangchak distributes its refined products to over 1,000 retail stations around the country. It has also spread its wings to other businesses, including power production from solar energy (solar farm) – a green source of energy from nature, biomass energy, petroleum exploration and production, and innovation-oriented businesses. Bangchak's mission is to enhance energy security, while investing in new businesses to keep the organization moving forward and ensure sustainability.

Natural Resources



Refinery and Trading Business Group



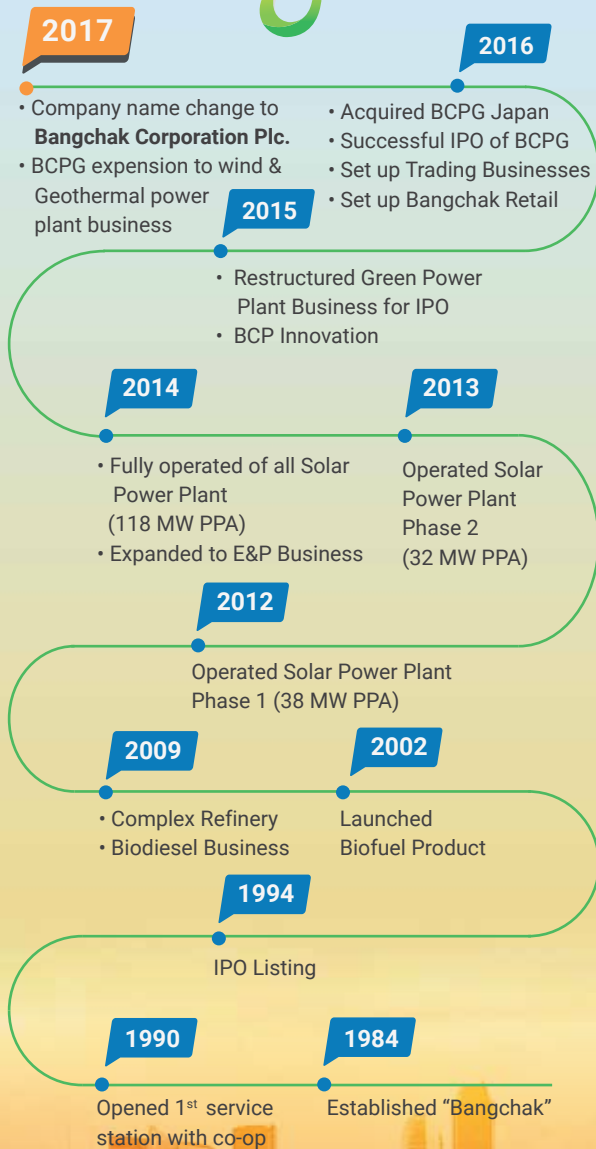
BCP Group Business



Bio-based Products Business

Green-power Business

Marketing Business Group



Disclaimer : The information contained herein is being furnished on a confidential basis for discussion purposes only and only for the use of the recipient, and may be subject to completion or amendment through the delivery of additional documentation. Except as otherwise provided herein, this document does not constitute an offer to sell or purchase any security or engage in any transaction. The information contained herein has been obtained from sources that The Bangchak Corporation Public Company Limited ("BCP") considers to be reliable; however, BCP makes no representation as to, and accepts no responsibility or liability for, the accuracy or completeness of the information contained herein. Any projections, valuations and statistical analyses contained herein have been provided to assist the recipient in the evaluation of the matters described herein; such projections, valuations and analyses may be based on subjective assessments and assumptions and may utilize one among alternative methodologies that produce differing results; accordingly, such projections, valuations and statistical analyses are not to be viewed as facts and should not be relied upon as an accurate representation of future events. The recipient should make an independent evaluation and judgment with respect to the matters contained herein.



FACT SHEET

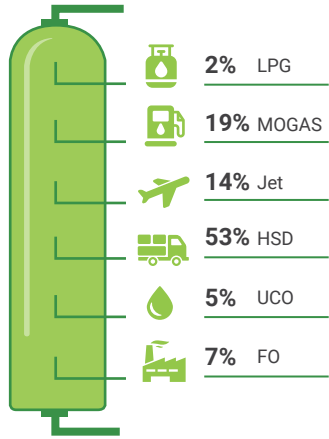
3Q2018 Performance

BUSINESS PERFORMANCE

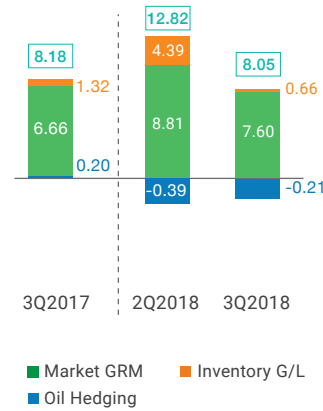
Refinery Business

Nameplate Capacity : 120 KBD Crude sourcing : Sweet Crude

Product Yield 3Q2018

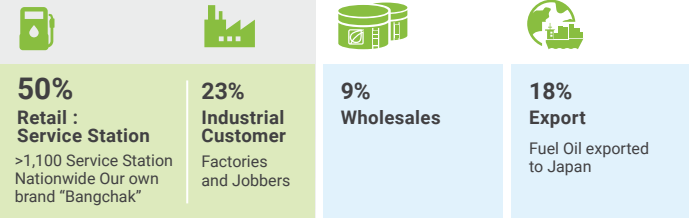


Refinery Accounting GRM (\$/BBL)



BCP Trading Channels

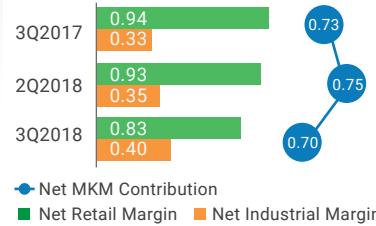
3Q2018 Marketing Sale Volume



BCP Retail Market Share

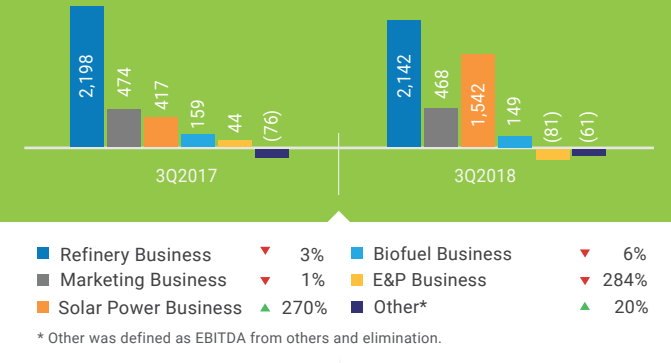


Net Marketing Margin (THB/Litre)



EBITDA Performance

Unit: THB Million



Net Profit*

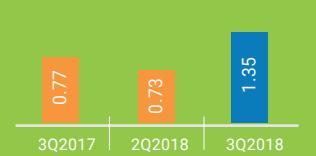
Unit: THB Million

* Attributable to owners of the company



Earning Per Share

Unit: THB per Share



Green Power Plant

Q3/2018 Electricity Sales of Solar Power Plant Total 78.12 M.kWh

- Thailand 64.24 M.kWh
- Japan 13.87 M.kWh

Capacity (MWPPA): Solar power

- Thailand 139 MW
- Japan 15 MW

Wind power

- Philippines 14.4 MW

Geothermal Power

- Indonesia 158 MW

Natural Resources



E&P

Nido Petroleum Limited is a South East Asian focused oil and gas exploration and production company, headquartered in Perth, Australia

Lithium Mining

BCP hold 15.9% Lithium Americas (LAC) is a Toronto Stock Exchange listed, which holds interests in the Cauchari-Olaroz lithium project in Argentina, and the Kings Valley lithium project in northwestern Nevada.



BIO-Based Products



Ethanol Business

Production Capacity : 900 K.L./day

BBE 150 K.L./day

(BBGI hold 85%)
Production Rate(Q3/2018) : 129 K.L./day

KGI litre/day 350 K.L./day

(BBGI hold 100%)
Production Rate(Q3/2018) : 333 K.L./day

UBE litre/day 400 K.L./day

(BBGI hold 21.28%)
Production Rate(Q3/2018) : 389 K.L./day

Biodiesel Business

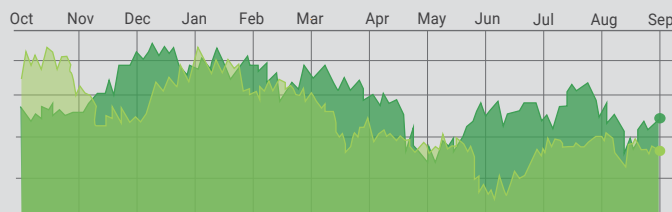
Production Capacity : 930 K.L./day(BBGI hold%)
Production Rate (Q3/2018) 681 K.L./day

Stock Information

As of 28 Sep 2018

Share Price	52 Week High/Low	Market cap (THB Million)	Free Float (%)
35.25	35.00 - 35.50	45,783.00	61.75%

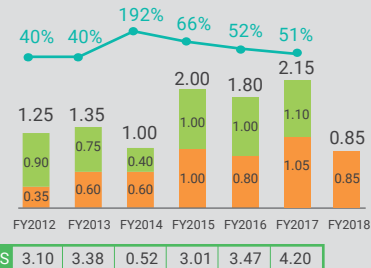
● SET : IND 1,674.43 ● BCP : TB 35.25 As of 28 Sep 2018



Dividend Payment

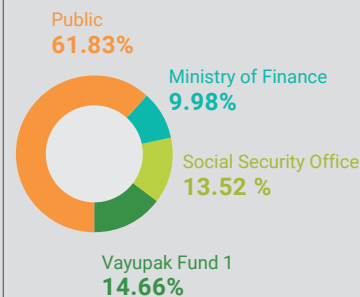
Unit THB per Share

● Dividend Payout ● 1st Half ● 2nd Half



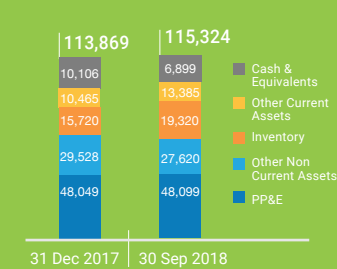
Shareholding Structure

As of 14 Mar 2018



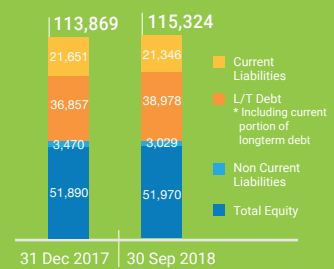
Assets

Unit: THB Million



Liabilities & Equity

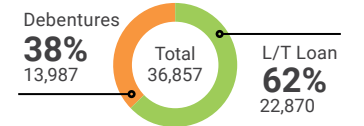
Unit: THB Million



A Stable

Long-Term Debt Portion

Unit: THB Million



Net IBD/Equity

Unit: Times



Current Ratio

Unit: Times

