

BCP Resource / Energy & Utilities
SET100 / SETCLMV / SETHSI
 Establish Date 08/11/1984

TRIS RATING **A** Stable

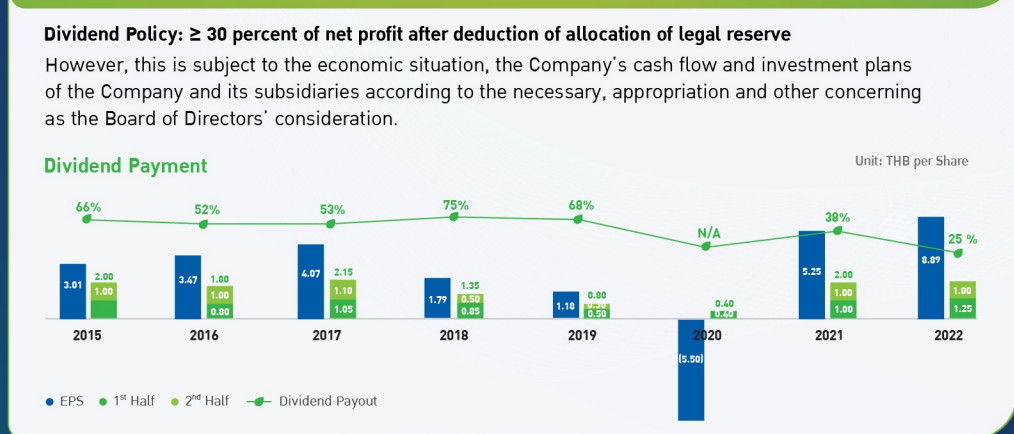
As of 30 Jun 23

Paid-up (MB) **1,376.92** | Listed Date **02/08/1994** | Par **1.00 Baht**

1-YEAR STOCK INFORMATION



BANGCHAK'S HISTORICAL DIVIDEND



SHAREHOLDING STRUCTURE



BANGCHAK CORPORATION PUBLIC COMPANY LIMITED

FACTSHEET Q2/2023

Business Performance



BANGCHAK CORPORATION PUBLIC COMPANY LIMITED
 2098 M Tower Building, 8th Floor, Sukhumvit Road,
 Phra Khanong Tai, Phra Khanong, Bangkok 10260 Thailand.
 Tel.: +66 2335 8663, +66 2335 8518, +66 2335 4370
 Email: ir@bangchak.co.th
 Website: www.bangchak.co.th

For more information




IR Website | MD&A



Disclaimer: The information contained herein is being furnished on a confidential basis for discussion purposes only and only for the use of the recipient, and may be subject to completion or amendment through the delivery of additional documentation. Except as otherwise provided herein, this document does not constitute an offer to sell or purchase any security or engage in any transaction. The information contained herein has been obtained from sources that The Bangchak Corporation Public Company Limited ["BCP"] considers to be reliable; however, BCP makes no representation as to, and accepts no responsibility or liability for, the accuracy or completeness of the information contained herein. Any projections, valuations and statistical analyses contained herein have been provided to assist the recipient in the evaluation of the matters described herein; such projections, valuations and analyses may be based on subjective assessments and assumptions and may utilize one among alternative methodologies that produce differing results; accordingly, such projections, valuations and statistical analyses are not to be viewed as facts and should not be relied upon as an accurate representation of future events. The recipient should make an independent evaluation and judgment with respect to the matters contained herein.

BUSINESS PERFORMANCE Q2/2023

NET PROFIT
(Attributable to owners of the parent)
458 MB

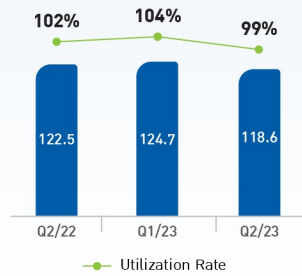
ACCOUNTING EBITDA
6,628 MB

REFINERY AND TRADING BUSINESS GROUP

ACCOUNTING EBITDA

1,373 MB

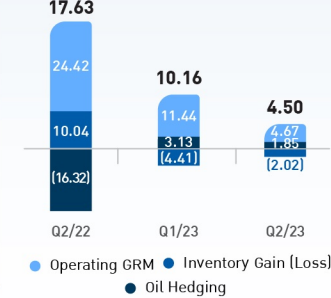
CRUDE RUN (KBD)



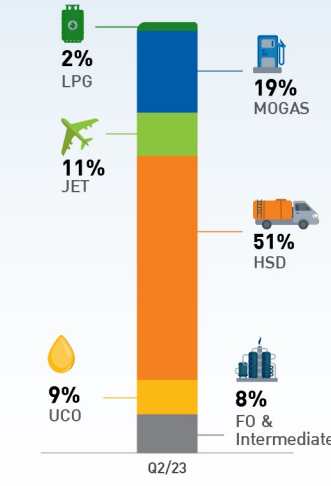
INVENTORY GAIN (LOSS)

(757) MB

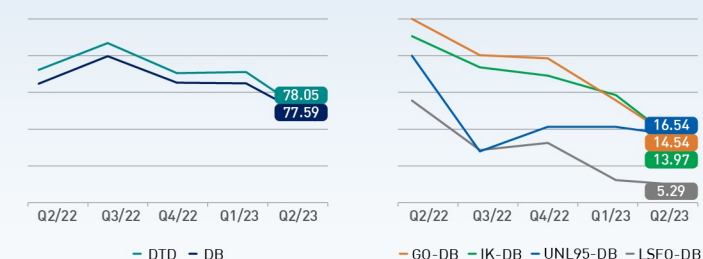
REFINERY GRM (\$/BBL)



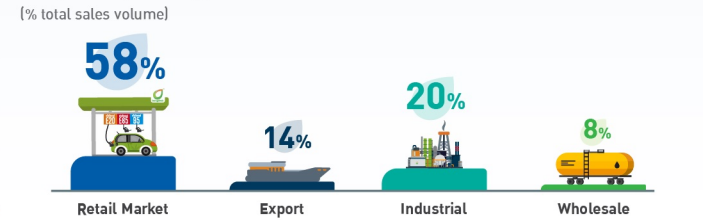
PRODUCT YIELD



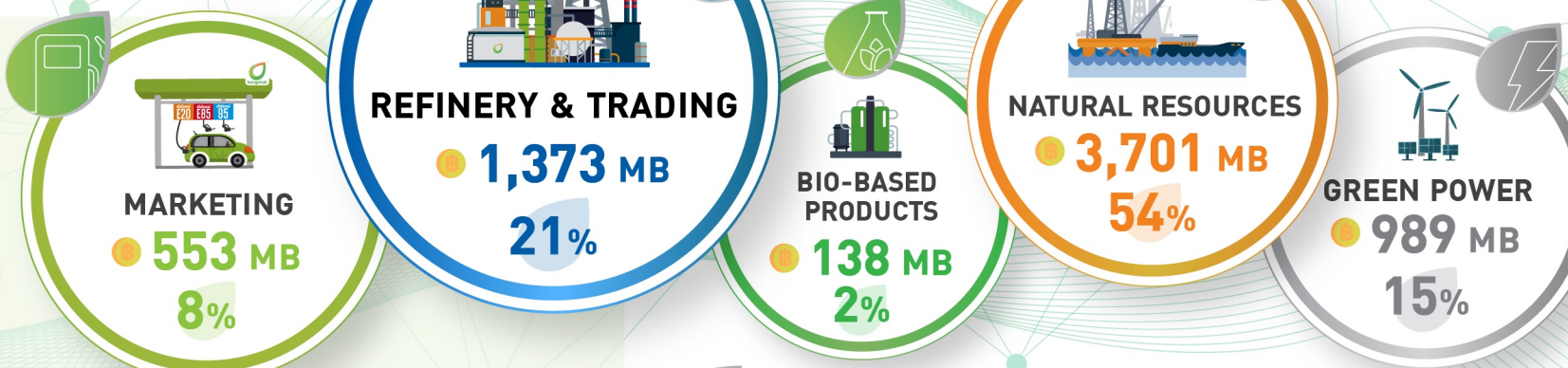
CRUDE PRICE & CRACK SPREAD (\$/BBL)



DISTRIBUTION CHANNELS

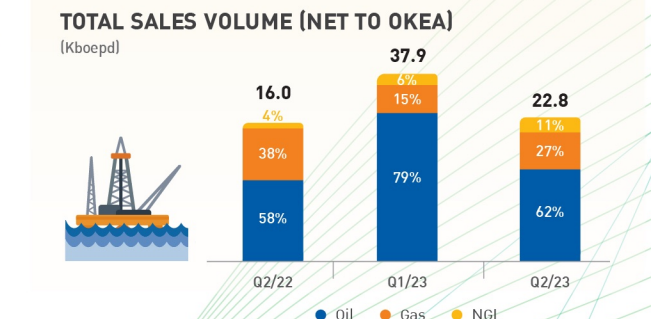


ACCOUNTING EBITDA BY BUSINESS (% OF TOTAL EBITDA)



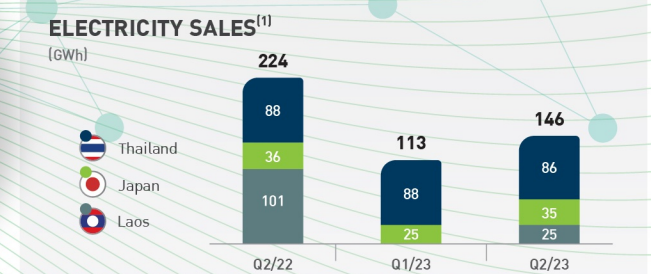
NATURAL RESOURCES BUSINESS GROUP

OKEA ASA
HOLDING PORTION by BCP: **45.44%**
Listed in Oslo Stock Exchange in 2019



GREEN POWER BUSINESS GROUP

bcpg 57.19%
HOLDING PORTION by BCP
Listed in SET in 2016



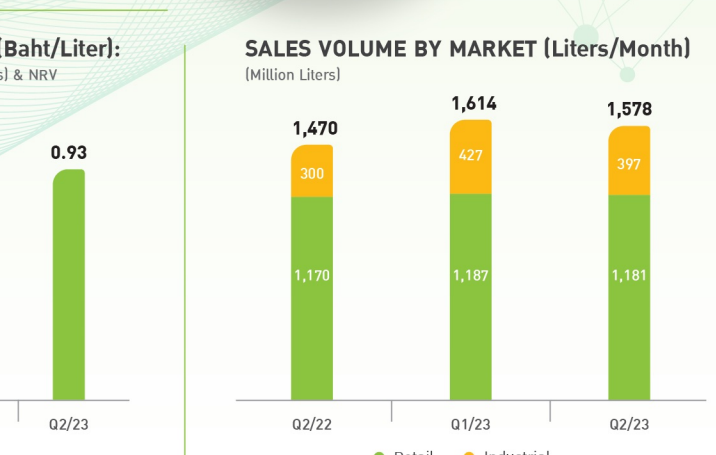
MARKETING BUSINESS GROUP

SERVICE STATIONS
1,361 Sites
Standard Type: 744
CO-OP Type: 617

EV CHARGING STATIONS
Total installed in
199 Service Stations

MARKETING MARGIN (Baht/Liter):
BCP & BGN exc. Inventory gain (loss) & NRV

SALES VOLUME BY MARKET (Liters/Month)
(Million Liters)



BIO-BASED PRODUCTS BUSINESS GROUP

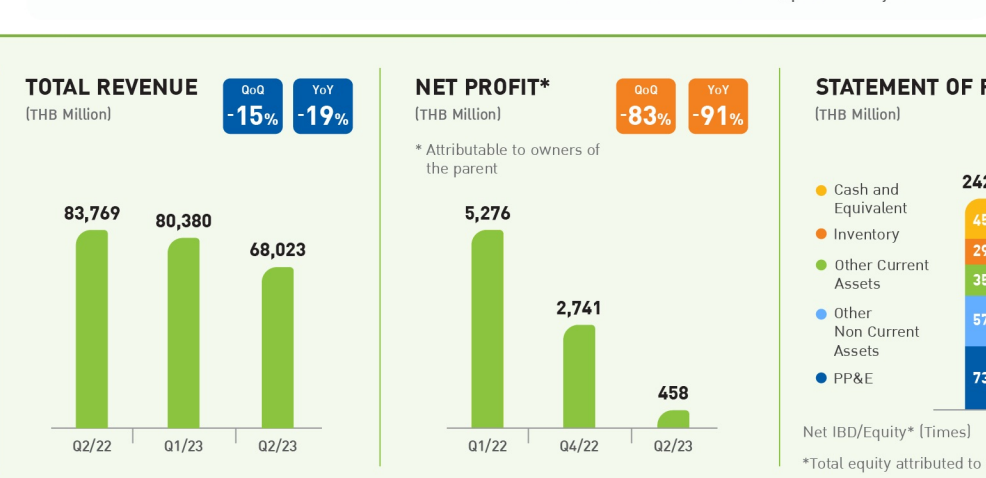
HOLDING PORTION by BCP
bbgi 45.00%
Listed in SET in 2022

OPERATING CAPACITY
(Liters/Day)
Biodiesel: 1,000,000
Ethanol: 800,000

SALES VOLUME - B100
(Million Liters)

SALES VOLUME - Ethanol
(Million Liters)

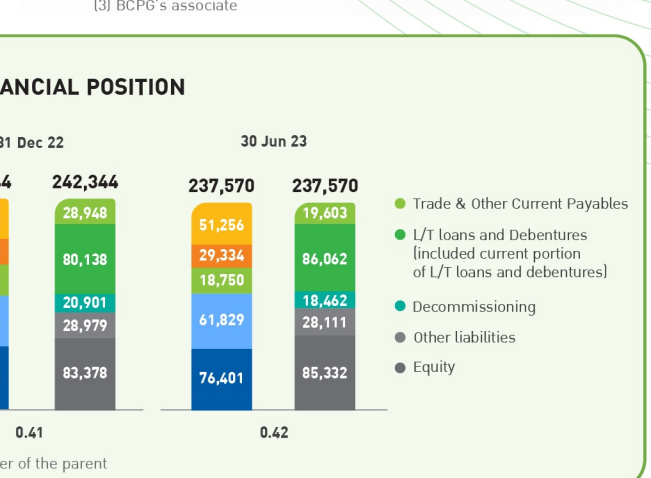
AVERAGE REFERENCE PRICE
(Baht/ Liter)



OPERATING CAPACITY
(GWh)

543 Q2/2023

Operating Capacity Breakdown:
Thailand: Solar 175 MWppa (32%), Wind 9 MWppa (2%)
JAPAN: Solar 80 MWppa (15%)
LAOS: Hydro 114 MWppa (21%)
PHILIPPINES: Wind 14 MWppa (3%)
USA-Combined Cycle Gas Turbines (CCGT): Natural Gas 151 MWppa (28%)



FINANCIAL PERFORMANCE

