BCP

**Resource / Energy & Utities**
**SET100 / SETCLMV / SETTHSI**

**Establish Date** 08/11/1984

TRIS RATING A Stable

As of 30 Sep 22

| Paid-up (MB) | Listed Date | Par |
|---|---|---|
| 1,376.92 | 02/08/1994 | 1.00 Baht |

## 1-YEAR STOCK INFORMATION

As of 30 Sep 22

| Share Price | SET Index | 52 Week High/Low | Market Cap (THB Million) |
|---|---|---|---|
| 29.5 | 1589.51 | 37.00 / 24.00 | 40,619.00 |

SET : IND 1,568.33 — BCP : TB 31.25

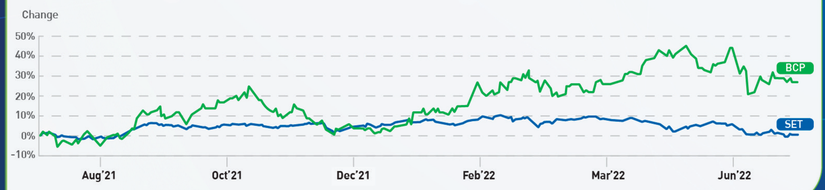


## BANGCHAK'S HISTORICAL DIVIDEND

**Dividend Policy: ≥ 30 percent of net profit after deduction of allocation of legal reserve**

However, this is subject to the economic situation, the Company's cash flow and investment plans of the Company and its subsidiaries according to the necessary, appropriation and other concerning as the Board of Directors' consideration.

**Dividend Payment**

Unit: THB per Share

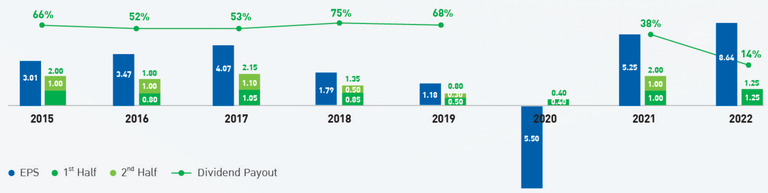


## SHAREHOLDING STRUCTURE

as of 3 Mar 22

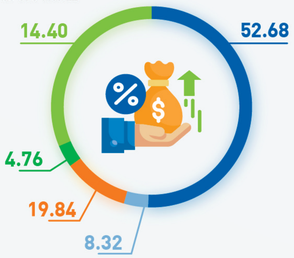


**No. of Listed Share:** 1,376,923,157 Shares

| | |
|---|---|
| Social Security Office | 14.40 |
| VAYUPAKSA MUTUAL FUND 1 MANAGED BY MFC | 19.84 |
| Thai NVDR Co., Ltd. | 8.32 |
| Ministry of Finance | 4.76 |
| Others | 52.68 |


**BANGCHAK CORPORATION PUBLIC COMPANY LIMITED**

2098 M Tower Building, 8th Floor, Sukhumvit Road,
Phra Khanong Tai, Phra Khanong, Bangkok 10260 Thailand.

**Tel.: +66 2335 8663, +66 2335 8518, +66 2335 4370**
**Email: ir@bangchak.co.th**
**Website: www.bangchak.co.th**


**For more information**

IR Website

MD&A

bangchak

**BANGCHAK CORPORATION PUBLIC COMPANY LIMITED**

# FACTSHEET Q3/2022

## Business Performance

CAC CERTIFIED ★★ — CAC CHANGE AGENT ★★★ — Sustainability Award Silver Class 2022 S&P Global — MSCI ESG RATINGS AA — Carbon Neutrality by 2030 — Net Zero by 2050


Disclaimer : The information contained herein is being furnished on a confidential basis for discussion purposes only and only for the use of the recipient, and may be subject to completion or amendment through the delivery of additional documentation. Except as otherwise provided herein, this document does not constitute an offer to sell or purchase any security or engage in any transaction. Theinformation contained herein has been obtained from sources that The Bangchak Corporation Public Company Limited ("BCP") considers to be reliable; however, BCP makes no representation as to, and accepts no responsibility or liability for, the accuracy or completeness of the information contained herein. Any projections, valuations and statistical analyses contained herein have been provided to assist the recipient in the evaluation of the matters described herein; such projections, valuations and analyses may be based on subjective assessments and assumptions and may utilize one among alternative methodologies that produce differing results; accordingly, such projections, valuations and statistical analyses are not to be viewed as facts and should not be relied upon as an accurate representation of future events. The recipient should make an independent evaluation and judgment with respect to the matterscontained herein.

# BUSINESS PERFORMANCE Q3/2022

**NET PROFIT**
(attributable to owners of the parent)
**2,470 MB**

**ACCOUNTING EBITDA**
**11,487 MB**

## REFINERY AND TRADING BUSINESS GROUP

**ACCOUNTING EBITDA**
**4,131 MB**

**INVENTORY GAIN (LOSS)**
Incl. NRV
**1,996 MB**

**CRUDE RUN (KBD)**

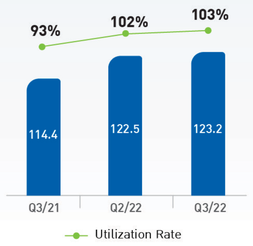


**REFINERY GRM ($/BBL)**

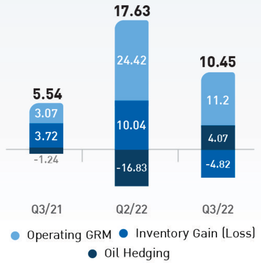


**PRODUCT YIELD**

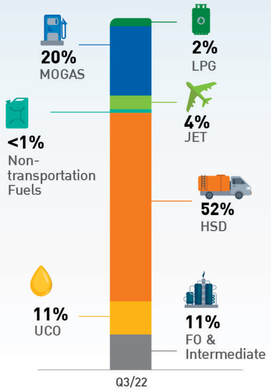


**CRUDE PRICE & CRACK SPREAD ($/BBL)**

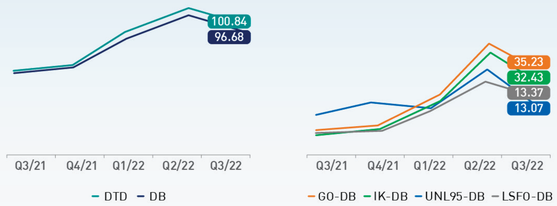


**DISTRIBUTION CHANNELS**
(% total sales volume)
As of Q3/2022

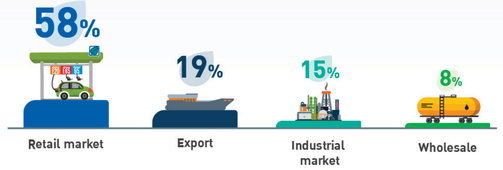


## NATURAL RESOURCES AND NEW BUSINESS GROUP

**OKEA ASA**

**HOLDING PORTION by BCP**
**45.44%**
Listed in Oslo Stock Exchange in 2019

**TOTAL SALES VOLUME (NET TO OKEA)**
(Kboepd)

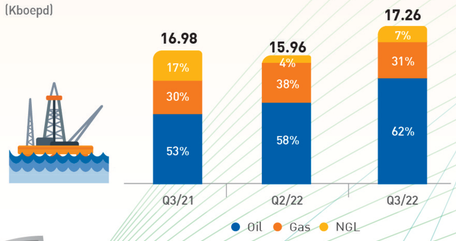


## ACCOUNTING EBITDA BY BUSINESS
(% OF TOTAL EBITDA)

**REFINERY & TRADING**
**4,131 MB**
**36%**

**MARKETING**
**203 MB**
**2%**

**BIO-BASED PRODUCTS**
**35 MB**
**0.3%**

**NATURAL RESOURCES**
**6,064 MB**
**53%**

**GREEN POWER**
**1,209 MB**
**11%**

## MARKETING BUSINESS GROUP

**SERVICE STATIONS**

**1,320 Sites**
Standard Type: 704
CO-OP Type: 616

Inthanin
**931 Stores**

**RETAIL MARKET SHARE**

**16.20%**
Jan 22 to Sep 22

**EV CHARGING STATIONS**

Total installed in
**107 Service Station**

**NET MARKETING MARGIN**
(Baht/Liter)

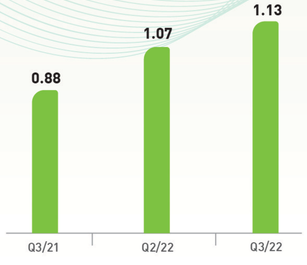


**SALES VOLUME BY MARKET**
(Million Liters)

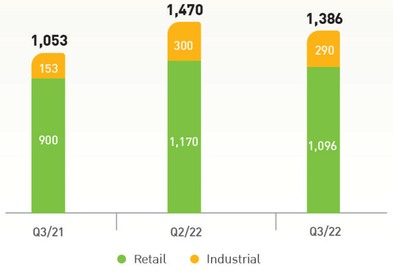


## GREEN POWER BUSINESS GROUP

**HOLDING PORTION by BCP**
**bcpg 57.46%**
Listed in SET in 2016

**ELECTRICITY SALES[1]**
(GWh)

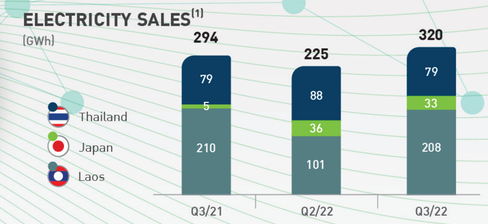


**OPERATING CAPACITY[2]**
(MWppa)

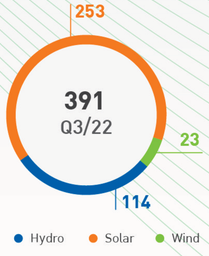


| | | |
|---|---|---|
| Thailand | Solar | 174 MWppa (44%) |
| | Wind | 9 MWppa (2%) |
| JAPAN | Solar | 80 MWppa (20%) |
| LAOS | Hydro | 114 MWppa (29%) |
| PHILIPPINES[3] | Wind | 14 MWppa (4%) |

Note [1] Including BCPG and its subsidiarires
[2] The group's total contractual capacity based on investment portion
[3] BCPG's associate

## BIO-BASED PRODUCTS BUSINESS GROUP

**HOLDING PORTION by BCP**
**bbgi**
**44.99%**
Listed in SET in 2022

**OPERATING CAPACITY**
(Litres/Day)

| Biodiesel | Ethanol |
|---|---|
| 1,000,000 | 600,000 |

**SALES REVENUE**
(THB Million)

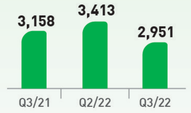


**GROSS PROFIT**
(THB Million)

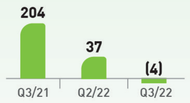


**AVERAGE REFERENCE PRICE**
(Baht/ Litre)

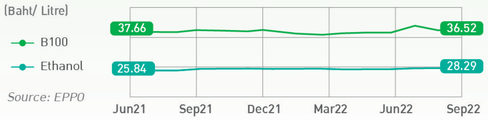


*Source: EPPO*

# FINANCIAL PERFORMANCE

**ACCOUNTING EBITDA**
(THB Million)

| | QoQ | YoY |
|---|---|---|
| Refinery &Trading | -37% | 118% |
| Marketing | -86% | -64% |
| Power Plant | 9% | 3% |
| Bio-Based Products | -63% | -96% |
| Natural Resources | 71% | 95% |
| Others* | -4% | -52% |

* Others were defined as EBITDA from others and elimination

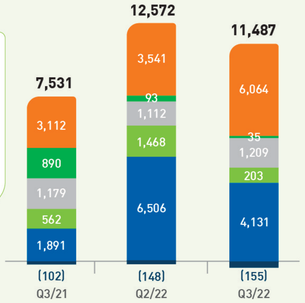


**TOTAL REVENUE**
(THB Million)
QoQ -11% YoY 57%

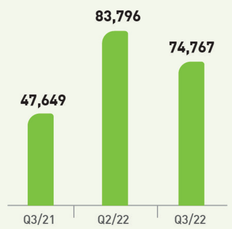


**NET PROFIT***
(THB Million)
QoQ -53% YoY 36%

* Attributable to owners of the parent

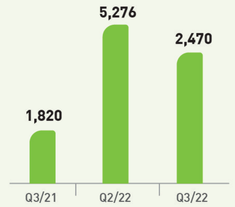


**STATEMENT OF FINANCIAL POSITION**
(THB Million)

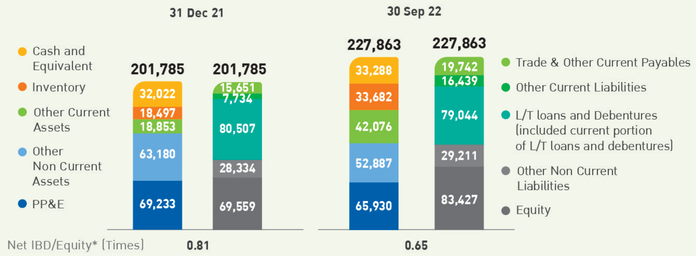


*Total equity attributed to owner of the parent