



BANGCHAK CORPORATION PUBLIC COMPANY LIMITED

is a Thai energy company engaging in business alongside social and environmental stewardship.

Its core business is petroleum refining, producing high-standard products from domestic and international sources. With a capacity of 120,000 barrels per day,

Bangchak produces and distributes its products through more than 1,201 service stations nationwide. It has expanded its businesses to oil trading, green power energy, bio-based products, natural resources, and business development.

BANGCHAK CORPORATION PUBLIC COMPANY LIMITED

2098 M Tower Building, 8th Floor, Sukhumvit Road, Phra Khanong Tai, Phra Khanong, Bangkok 10260 Thailand.

Tel.: +66 2335 8518, +66 2335 4370

Email: ir@bangchak.co.th Website: www.bangchak.co.th

evolving
reenovation



BCP GROUP BUSINESS



REFINERY & TRADING



MARKETING



GREEN POWER PLANT



BIO-BASED PRODUCTS



NATURAL RESOURCES



MILESTONE



FACT SHEET

Q1/2020 Performance

BANGCHAK CORPORATION PUBLIC COMPANY LIMITED

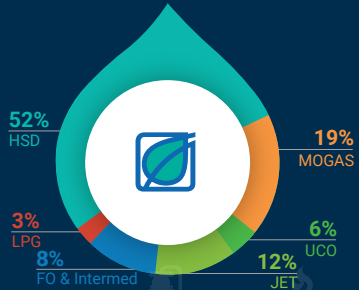
Disclaimer: The information contained herein is being furnished on a confidential basis for discussion purposes only and only for the use of the recipient, and may be subject to completion or amendment through the delivery of additional documentation. Except as otherwise provided herein, this document does not constitute an offer to sell or purchase any security or engage in any transaction. The information contained herein has been obtained from sources that The Bangchak Corporation Public Company Limited ("BCP") considers to be reliable; however, BCP makes no representation as to, and accepts no responsibility or liability for, the accuracy or completeness of the information contained herein. Any projections, valuations and statistical analyses contained herein have been provided to assist the recipient in the evaluation of the matters described herein; such projections, valuations and analyses may be based on subjective assessments and assumptions and may utilize one among alternative methodologies that produce differing results; accordingly, such projections, valuations and statistical analyses are not to be viewed as facts and should not be relied upon as an accurate representation of future events. The recipient should make an independent evaluation and judgment with respect to the matters contained herein.

BUSINESS PERFORMANCE

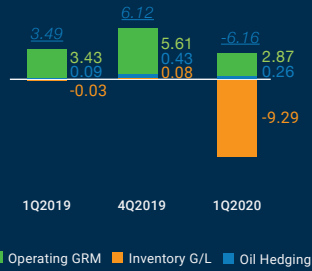
REFINERY BUSINESS

Nameplate Capacity : 120 KBD
 Crude run : 104.5 KBD
 Utilization rate : 87%
 Crude sourcing : Sweet Crude

PRODUCT YIELD 1Q2020



REFINERY ACCOUNTING GRM (\$/BBL)



MARKETING BUSINESS GROUP

1Q2020 MARKETING SALE VOLUME



10%
Wholesales



12%
Export
Fuel oil & UCO

56% Retail : Service Station

1,204 Service Stations
 • 591 standard type
 • 613 CO-OP type

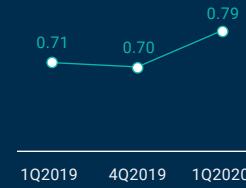


22%
Industrial Market

Factories and Jobbers



NET MARKETING MARGIN (THB/LITRE)



BCP RETAIL MARKET SHARE



GREEN POWER PLANT

1Q2020 Electricity Sales of
Total 113 M.kWh

- Thailand 75 M.kWh
- Japan 3 M.kWh
- Laos 34 M.kWh

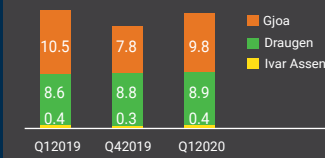
CAPACITY (MWPPA) :

SOLAR & WIND POWER	SOLAR POWER	HYDRO POWER
152 M.kWh Thailand	14 M.kWh Japan	114 M.kWh Laos
WIND POWER	GEOTHERMAL POWER	
14 M.kWh Philippines*	158 M.kWh Indonesia*	

* BCPG's associates

NATURAL RESOURCES

E&P Business
 Unit: Kboe/d



LITHIUM MINING

BCP hold 15.80%

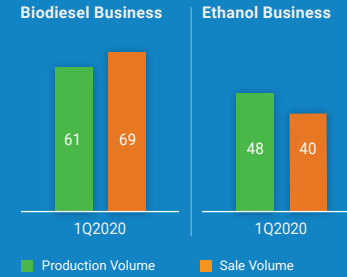
Lithium Americas (LAC) holds interests in Cauchari-Olaroz and Thacker Pass lithium projects



BIO-BASED PRODUCTS

BCP holds 60%

Unit: Million Litres



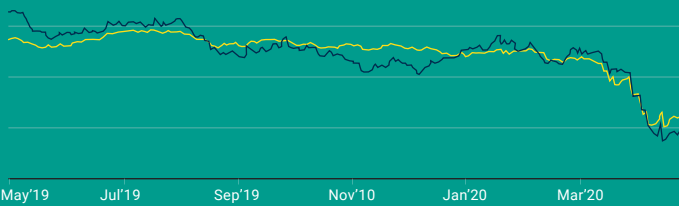
STOCK INFORMATION

As of 31 Mar 2020

Share Price 20.80	52 Week High/Low 27.25 - 13.40	Market cap (THB Million) 28,640.00	Free Float (%) 60.55%
-----------------------------	------------------------------------------	----------------------------------------------	---------------------------------

As of 07 Mar 2019

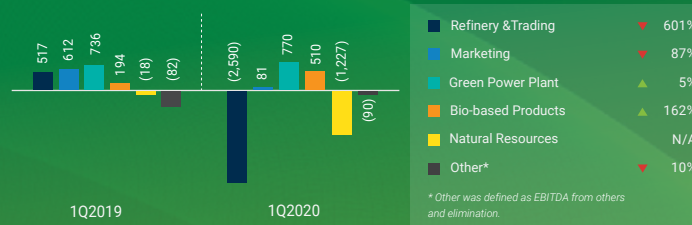
— SET : IND 1,579.84 — BCP : TB 28



FINANCIAL PERFORMANCE

Accounting EBITDA Performance

Unit: THB Million

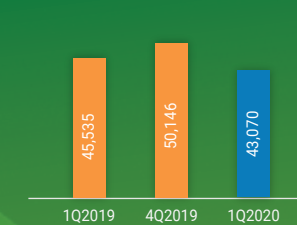


Refinery & Trading	601%
Marketing	87%
Green Power Plant	5%
Bio-based Products	162%
Natural Resources	N/A
Other*	10%

* Other was defined as EBITDA from others and elimination.

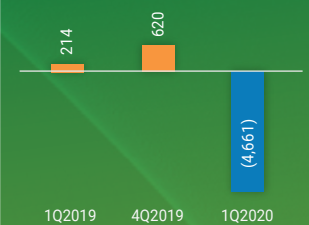
TOTAL REVENUE

Unit: THB Million



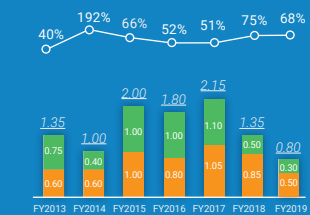
NET PROFIT

Unit: THB Million * Attributable to owners of the parent



DIVIDEND PAYMENT

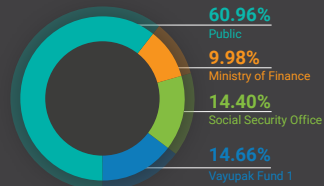
Unit THB per Share



EPS	3.38	0.52	3.01	3.47	4.20	1.79	1.18
-----	------	------	------	------	------	------	------

○ Dividend Payout ■ 1st Half ■ 2nd Half

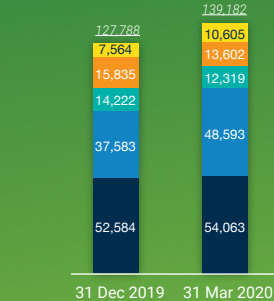
SHAREHOLDING STRUCTURE



As of 5 March 2020

ASSETS

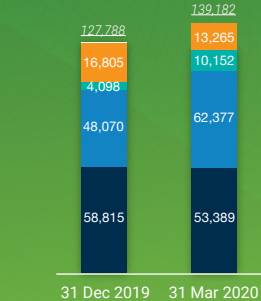
Unit: THB Million



■ Cash & Equivalents ■ Other Current Assets
 ■ Inventory ■ Other Non Current Assets ■ PP&E

LIABILITIES & EQUITY

Unit: THB Million



■ Current Liabilities ■ Non Current Liabilities
 ■ Interest Bearing Debt ■ Total Equity

	1Q2019	4Q2019	1Q2020
EARNING PER SHARE Unit: THB / Share	0.16	0.38	(3.49)
NET IBD/EQUITY * Unit: Times	0.80	0.69	1.01
CURRENT RATIO Unit: Times	1.35	1.39	1.18

* Total equity attributable to owners of the parent

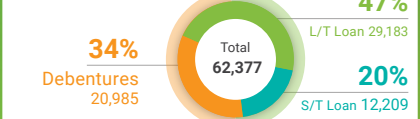
CREDIT RATING



A Stable

INTEREST BEARING DEBT PORTION

Unit: THB Million



* including current portion of long-term loan & Debtentures