



BANGCHAK CORPORATION PUBLIC COMPANY LIMITED

is a Thai energy company engaging in business alongside social and environmental stewardship.

Its core business is petroleum refining, producing high-standard products from domestic and international sources. With a capacity of 120,000 barrels per day,

Bangchak produces and distributes its products through more than 1,201 service stations nationwide. It has expanded its businesses to oil trading, green power energy, bio-based products, natural resources, and business development.

BANGCHAK CORPORATION PUBLIC COMPANY LIMITED

2098 M Tower Building, 8th Floor, Sukhumvit Road, Phra Khanong Tai, Phra Khanong, Bangkok 10260 Thailand.

Tel.: +66 2335 8518, +66 2335 4370

Email: ir@bangchak.co.th Website: www.bangchak.co.th

evolving
reenovation



BCP GROUP BUSINESS



REFINERY & TRADING



MARKETING



GREEN POWER PLANT



BIO-BASED PRODUCTS



NATURAL RESOURCES



MILESTONE



FACT SHEET FY2019 Performance

BANGCHAK CORPORATION PUBLIC COMPANY LIMITED

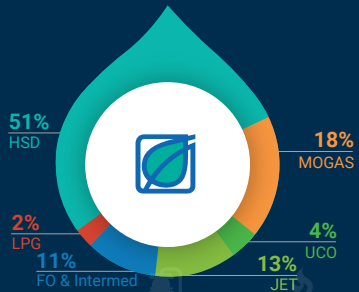
Disclaimer: The information contained herein is being furnished on a confidential basis for discussion purposes only and only for the use of the recipient, and may be subject to completion or amendment through the delivery of additional documentation. Except as otherwise provided herein, this document does not constitute an offer to sell or purchase any security or engage in any transaction. The information contained herein has been obtained from sources that The Bangchak Corporation Public Company Limited ("BCP") considers to be reliable; however, BCP makes no representation as to, and accepts no responsibility or liability for, the accuracy or completeness of the information contained herein. Any projections, valuations and statistical analyses contained herein have been provided to assist the recipient in the evaluation of the matters described herein; such projections, valuations and analyses may be based on subjective assessments and assumptions and may utilize one among alternative methodologies that produce differing results; accordingly, such projections, valuations and statistical analyses are not to be viewed as facts and should not be relied upon as an accurate representation of future events. The recipient should make an independent evaluation and judgment with respect to the matters contained herein.

BUSINESS PERFORMANCE

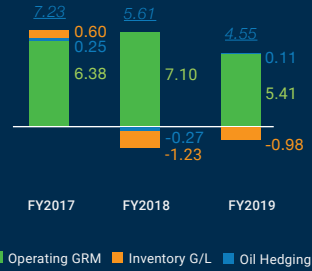
REFINERY BUSINESS

Nameplate Capacity : 120 KBD
Utilization rate : 94%
Crude sourcing : Sweet Crude

PRODUCT YIELD FY2019



REFINERY ACCOUNTING GRM (\$/BBL)



MARKETING BUSINESS GROUP



7%
Wholesales



14%
Export
Fuel oil & UCO

FY2019 MARKETING SALE VOLUME

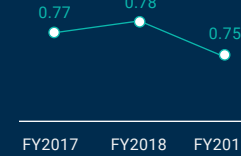
54%

Retail :
Service Station
> 1,201 Service Stations
• 589 standard type
• 612 CO-OP type

24%

Industrial Market
Factories and Jobbers

NET MARKETING MARGIN (THB/LITRE)



BCP RETAIL MARKET SHARE



GREEN POWER PLANT

FY2019 Electricity Sales of
Solar Power Plant

Total **387 M.kWh**

- Thailand 297 M.kWh
- Japan 18 M.kWh
- Laos 72 M.kWh

CAPACITY (MWPPA): SOLAR POWER

150 MW Thailand **15 MW** Japan **69 MW** Laos

WIND POWER GEOTHERMAL POWER

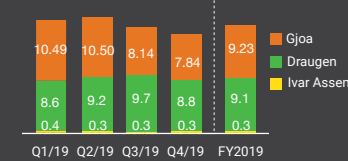
14 MW Philippines* **158 MW** Indonesia*

* BCPG's associates

NATURAL RESOURCES

E&P Business

Unit: kboe/d



LITHIUM MINING

BCP hold **15.80 %**

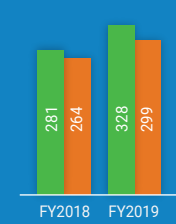
Lithium Americas (LAC) holds interests in Caucharí-Olaroz and Thacker Pass lithium projects



BIO-BASED PRODUCTS

Unit: Million Litres

Biodiesel Business



Ethanol Business

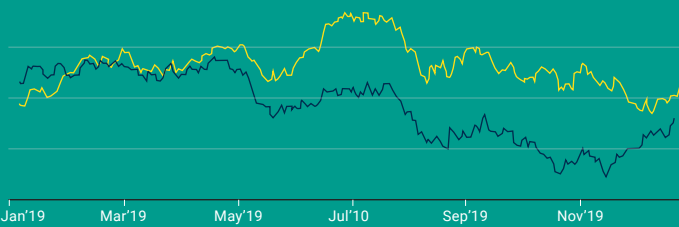


STOCK INFORMATION

As of 30 Dec 2019

Share Price **28** | 52 Week High/Low **33.75 - 23.30** | Market cap (THB Million) **38,553.85** | Free Float (%) **60.55%**
As of 07 Mar 2019

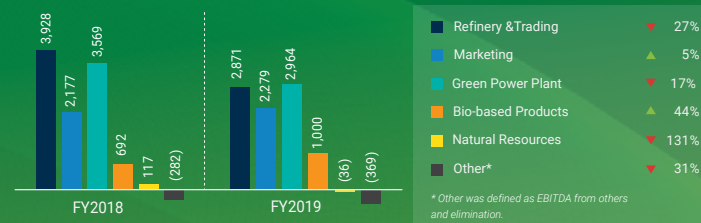
— SET : IND 1,579.84 — BCP : TB 28



FINANCIAL PERFORMANCE

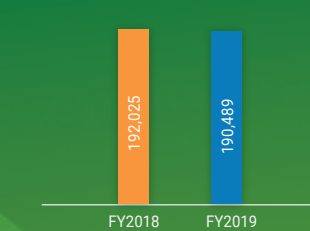
Accounting EBITDA Performance

Unit: THB Million



TOTAL REVENUE

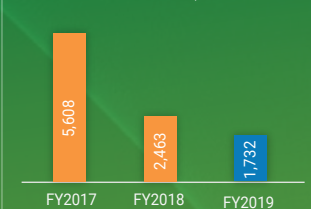
Unit: THB Million



NET PROFIT

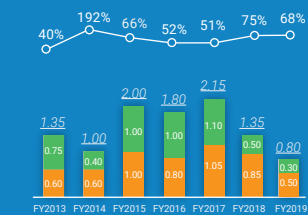
Unit: THB Million

* Attributable to owners of the parent



DIVIDEND PAYMENT

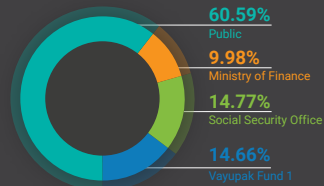
Unit THB per Share



EPS: 3.38, 0.52, 3.01, 3.47, 4.20, 1.79, 1.18

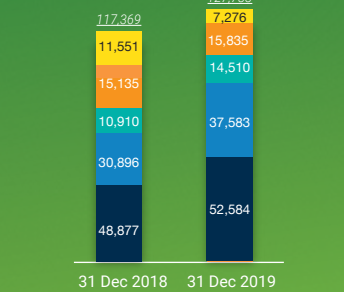
○ Dividend Payout ○ 1st Half ○ 2nd Half

SHAREHOLDING STRUCTURE



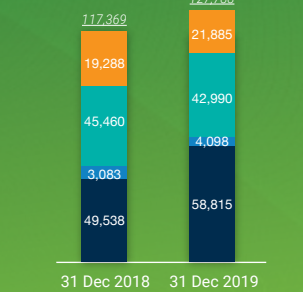
ASSETS

Unit: THB Million



LIABILITIES & EQUITY

Unit: THB Million



	FY2017	FY2018	FY2019
EARNING PER SHARE Unit: THB / Share	4.07	1.79	1.18
NET IBD/EQUITY * Unit: Times	0.59	0.78	0.69
CURRENT RATIO Unit: Times	1.52	1.47	1.39

* Total equity attributable to owners of the parent

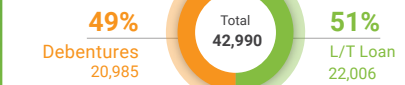
CREDIT RATING



A
Stable

INTEREST BEARING DEBT PORTION

Unit: THB Million



* including current portion of long-term loan