

BCP

Resource / Energy & Utilities
SET100 / SETCLMV
Establish Date 08/11/1984

TRIS RATING A+ Stable

As of 31 Dec 24

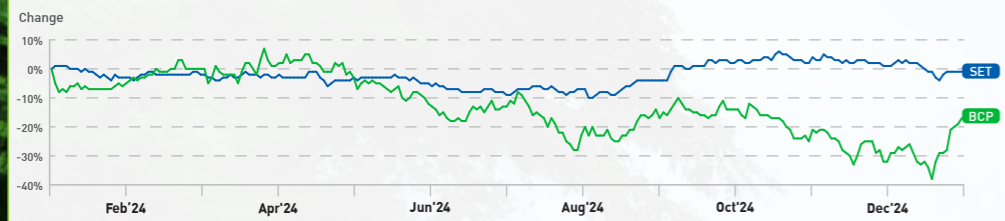
Paid-up (MB) **1,376.92** | Listed Date **02/08/1994** | Par **1.00 Baht**

1-YEAR STOCK INFORMATION

As of 31 Dec 24

Share Price **36.00** | SET Index **1,400.21** | 52 Week High/Low **47.50/26.50** | Market Cap (THB Million) **49,569**

— SET : IND 1,400.21 — BCP : TB 36.00



BANGCHAK'S HISTORICAL DIVIDEND

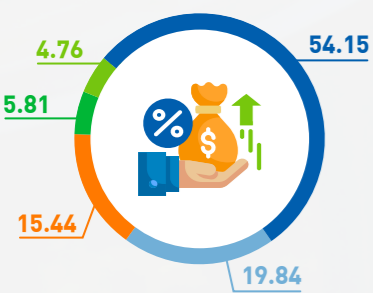
Dividend Policy: ≥ 30 percent of net profit after deduction of allocation of legal reserve

However, this is subject to the economic situation, the Company's cash flow and investment plans of the Company and its subsidiaries according to the necessary, appropriation and other concerning as the Board of Directors' consideration.



SHAREHOLDING STRUCTURE

As of 10 Feb 25



No. of Listed Share: **1,376,923,157** Shares

Vayupak Fund 1	19.84
Social Security Office	15.44
Thai NVDR Company Limited	5.81
Ministry of Finance	4.76
Others	54.15

BANGCHAK CORPORATION PUBLIC COMPANY LIMITED

2098 M Tower Building, 8th Floor, Sukhumvit Road,
Phra Khanong Tai, Phra Khanong, Bangkok 10260 Thailand.

Tel.: +66 2335 8663, +66 2335 8518, +66 2335 8662

Email: ir@bangchak.co.th

Website: www.bangchak.co.th



For more information



IR Website



MD&A



BANGCHAK CORPORATION PUBLIC COMPANY LIMITED

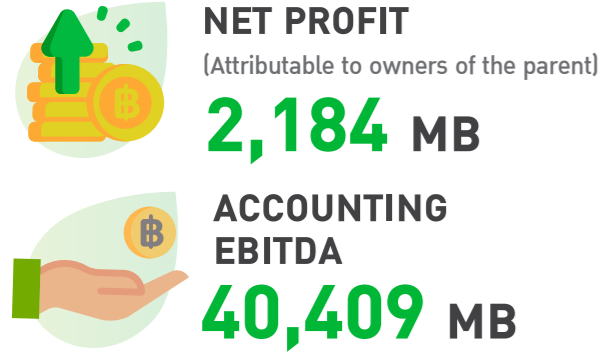
FACTSHEET FY2024

Business Performance

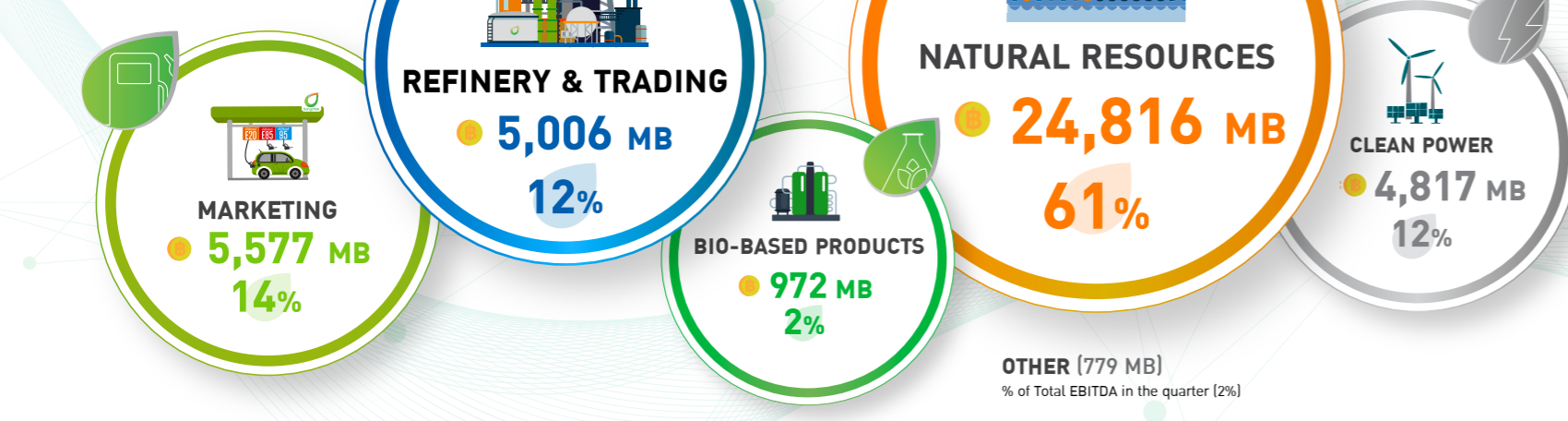


Disclaimer : The information contained herein is being furnished on a confidential basis for discussion purposes only and only for the use of the recipient, and may be subject to completion or amendment through the delivery of additional documentation. Except as otherwise provided herein, this document does not constitute an offer to sell or purchase any security or engage in any transaction. The information contained herein has been obtained from sources that The Bangchak Corporation Public Company Limited ("BCP") considers to be reliable; however, BCP makes no representation as to, and accepts no responsibility or liability for, the accuracy or completeness of the information contained herein. Any projections, valuations and statistical analyses contained herein have been provided to assist the recipient in the evaluation of the matters described herein; such projections, valuations and analyses may be based on subjective assessments and assumptions and may utilize one among alternative methodologies that produce differing results; accordingly, such projections, valuations and statistical analyses are not to be viewed as facts and should not be relied upon as an accurate representation of future events. The recipient should make an independent evaluation and judgment with respect to the matters contained herein.

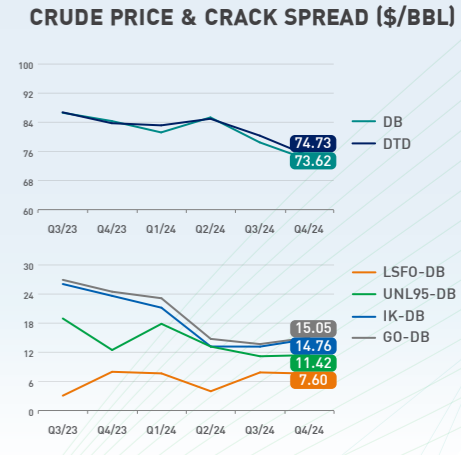
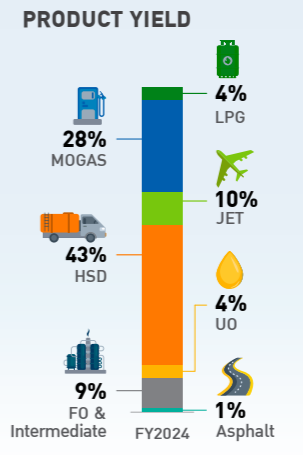
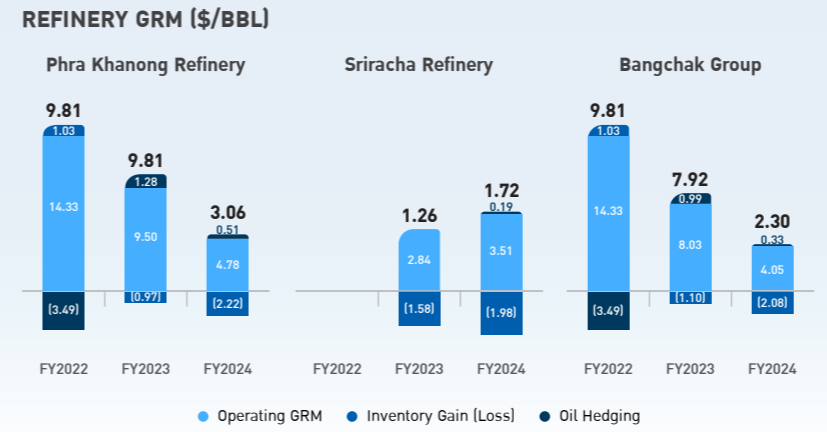
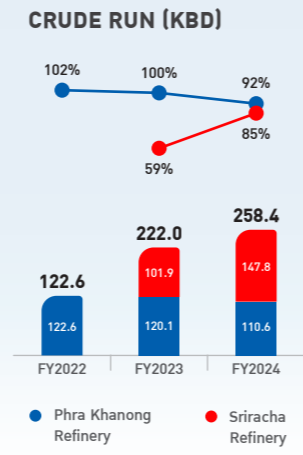
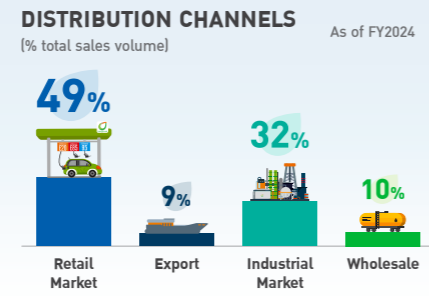
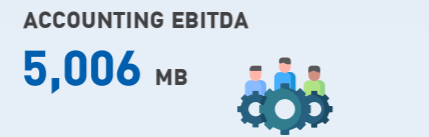
BUSINESS PERFORMANCE FY2024



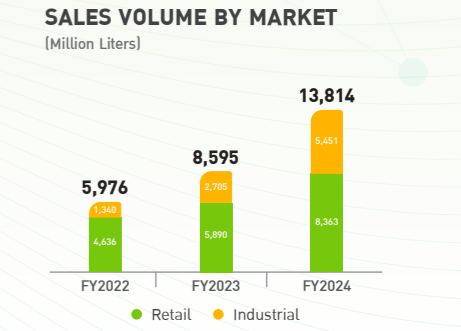
ACCOUNTING EBITDA BY BUSINESS (% OF TOTAL EBITDA)



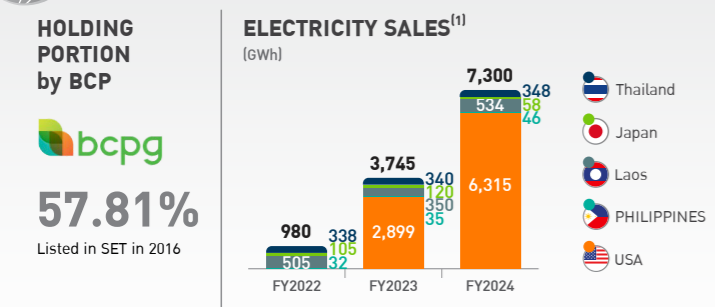
REFINERY AND OIL TRADING BUSINESS GROUP



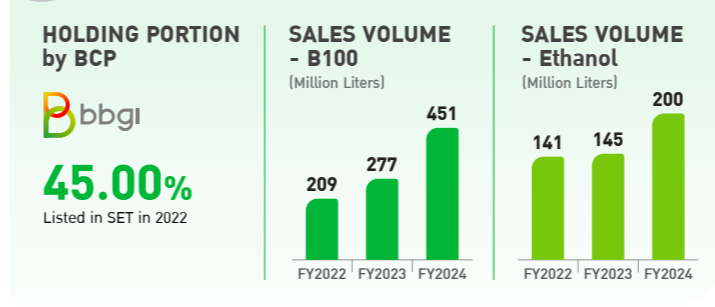
MARKETING BUSINESS GROUP



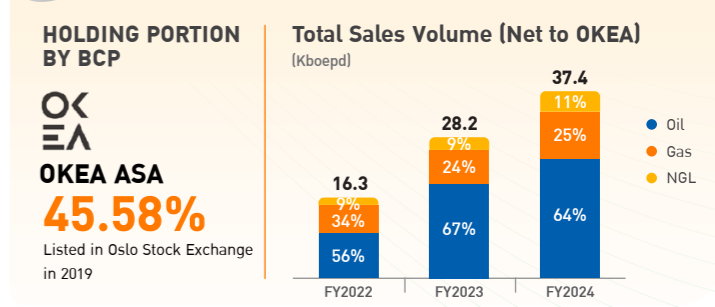
CLEAN POWER BUSINESS GROUP



BIO-BASED PRODUCTS BUSINESS GROUP



NATURAL RESOURCES BUSINESS GROUP



FINANCIAL PERFORMANCE

